

kyra telaio

BRIDGE

A RICHIESTA ON REQUEST



Maniglia K50 finitura cromo
 anta da L 30 a L 45 → passo 160 mm
 anta da L 60 a L 90 → passo 320 mm

Handle K50 chrome finish
 door from W 30 to W 45 → centre-to-centre distance 160 mm
 door from W 60 to W 90 → centre-to-centre distance 320 mm



Pomo 244P finitura cromo
 solo per anta L 15 in abbinamento
 alla maniglia K50

Knob 244P chrome finish
 only for door W 15 in combination
 to the handle K50

A RICHIESTA ON REQUEST



Maniglia K54 finitura cromo
 anta L 15 → passo 64 mm
 anta da L 30 a L 45 → passo 160 mm
 anta da L 60 a L 90 → passo 320* mm

Handle K54 chrome finish
 door W 15 → centre-to-centre distance 64 mm
 door from W 30 to W 45 → centre-to-centre distance 160 mm
 door from W 60 to W 90 → centre-to-centre distance 320* mm



Maniglia F499 finitura cromo
 passo 160 mm
 passo 64 mm solo per anta L 15

Handle F499 chrome finish
 centre-to-centre distance 160 mm
 centre-to-centre distance 64 mm for door W 15



Maniglia F497 finitura cromo
 passo 160 mm
 passo 64 mm solo per anta L 15

Handle F497 chrome finish
 centre-to-centre distance 160 mm
 centre-to-centre distance 64 mm for door W 15



Maniglia 477 finitura cromo
 anta L 15 → passo 64 mm
 anta da L 30 a L 45 → passo 160 mm
 anta da L 60 a L 90 → passo 320* mm

Handle 477 chrome finish
 door W 15 → centre-to-centre distance 64 mm
 door from W 30 to W 45 → centre-to-centre distance 160 mm
 door from W 60 to W 90 → centre-to-centre distance 320* mm



Maniglia F482 finitura cromo
 passo 160 mm
 passo 64 mm solo per anta L 15

Handle F482 chrome finish
 centre-to-centre distance 160 mm
 centre-to-centre distance 64 mm for door W 15



Maniglia F463 finitura cromo
 passo 160 mm
 passo 96 mm solo per anta L 15

Handle F463 chrome finish
 centre-to-centre distance 160 mm
 centre-to-centre distance 96 mm for door W 15



Maniglia K01 finitura cromo
 passo 160 mm
 passo 64 mm solo per anta L 15

Handle K01 chrome finish
 centre-to-centre distance 160 mm
 centre-to-centre distance 64 mm for door W 15



Maniglia K52 finitura cromo
 anta L 15 → passo 64 mm
 anta da L 30 a L 45 → passo 160 mm
 anta da L 60 a L 90 → passo 320 mm

Handle K52 chrome finish
 door W 15 → centre-to-centre distance 64 mm
 door from W 30 to W 45 → centre-to-centre distance 160 mm
 door from W 60 to W 90 → centre-to-centre distance 320 mm

kyra telaio

BRIDGE

A RICHIESTA ON REQUEST

MANIGLIE HANDLES



Maniglia K82 finitura nichel satinato
passo 128 mm

Handle K82 satin nickel finish
centre-to-centre distance 128 mm



Pomo K82P finitura nichel satinato
passo 32 mm
utilizzata per elementi da 15 con maniglia K82

Knob K82P satin nickel finish
centre-to-centre distance 32 mm
used for W 15 elements with handle K82



NEW

Maniglia K10 finitura nichel satinato
anta da L 15 maniglia in verticale → passo 128 mm
anta da L 30 a L 45 → passo 128 mm
anta da L 60 a L 90 → passo 320 mm

Handle K10 satin nickel finish
door from W 15 vertical handles → centre-to-centre distance 128 mm
door from W 30 to W 45 → centre-to-centre distance 128 mm
door from W 60 to W 90 → centre-to-centre distance 320 mm

NEW



Maniglia K02 finitura bronzo titanio
passo 160 mm
passo 96 mm solo per anta L 15

Handle K02 finish titanium bronze
centre-to-centre distance 160 mm
centre-to-centre distance 96 mm for door W 15

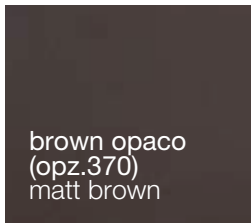
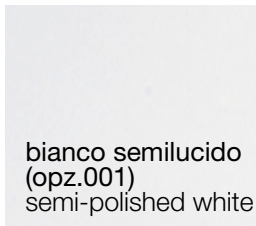
NEW



Maniglia incassata 581 finitura bronzo titanio
anta L 15 → passo 64 mm
anta da L 30 a L 120 → passo 128 mm

Built-in handle 581 titanium bronze finish
door W 15 → centre-to-centre distance 64 mm
door from W 30 to W 120 → centre-to-centre distance 128 mm

finiture gole alluminio
aluminium finger rails
finishes

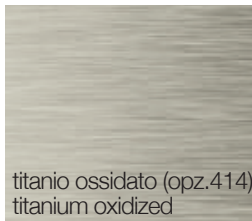


Particolare gola orizzontale

Detail of horizontal
finger rail Détail de la
rigole horizontale



finitura gola spazzolata
finger rail brushed finish



finitura gola laccata vintage
finger rail vintage lacquered finish



finiture gole verniciate a polvere opache
matt finger rails powder coated finishes

